

EliTe 1500V

HIGH EFFICIENCY MODULE

ET-M672370WW/WB 370W


ET-M672365WW/WB 365W

ET-M672360WW/WB 360W

ET-M672355WW/WB 355W

ET-M672350WW/WB 350W

Knowing voltage increase as one of the effective methods to decrease line loss, ET's Product Department and R&D Team are devoted to developing high-efficient module while we are trying any probability of more power output by technology innovation like upgrading voltage level and decreasing line loss. ET 1500VDC Module is designed to realize a lower LCOE of the power plant, by allowing longer cable operation and longer string to pull down combiner-box quantity and narrow cable size.



1500

Designed for compatible with advanced high voltage 1500V solar plant



Significant saving on BoS cost



Extending string length up to 50%



Enhanced module durability



Higher system performance

IEC 61215 Ed.2
IEC 61730
UL 1703



CONFORMS TO UL STD. 1703
CERTIFIED TO UL/ISO9001 STD. C-1703-01



ET SOLAR

Tel: +86 25 86898096

Fax: +86 25 86898097

et Solar

M/ET-PD-EN-US2019V2

ELECTRICAL SPECIFICATIONS

Model Type	ET-M672370WW	ET-M672365WW	ET-M672360WW	ET-M672355WW	ET-M672350WW
	ET-M672370WB	ET-M672365WB	ET-M672360WB	ET-M672355WB	ET-M672350WB
Peak Power (Pmax)	370W	365W	360W	355W	350W
Module Efficiency	18.97%	18.72%	18.46%	18.20%	17.95%
Maximum Power Voltage (Vmp)	39.70V	39.38V	39.05V	38.93V	38.51V
Maximum Power Current (Imp)	9.32A	9.27A	9.22A	9.12A	9.09A
Open Circuit Voltage (Voc)	48.45V	48.22V	47.96V	47.74V	47.64V
Short Circuit Current (Isc)	9.88A	9.77A	9.69A	9.65A	9.59A
Power Tolerance	0 to +5W				
Operating Temperature	- 40 ~ + 85°C				
Maximum System Voltage	DC 1500V				
Nominal Operating Cell Temperature	45±2°C				
Fire Safety	Class C				
Maximum Series Fuse Rating	15A				

MECHANICAL SPECIFICATIONS

Cell Type	156.75mm x 156.75mm
Number of Cells	72 cells in series
Weight	22.6 kg (49.82 lbs)
Dimension	1966×992×40mm (77.40×39.06×1.58 inch)
Max Load	5400 Pascals (112 lb/ft ²)
Junction Box	IP67 rated
Connector	MC4 Compatible
Output cable	12AWG:PV Wire

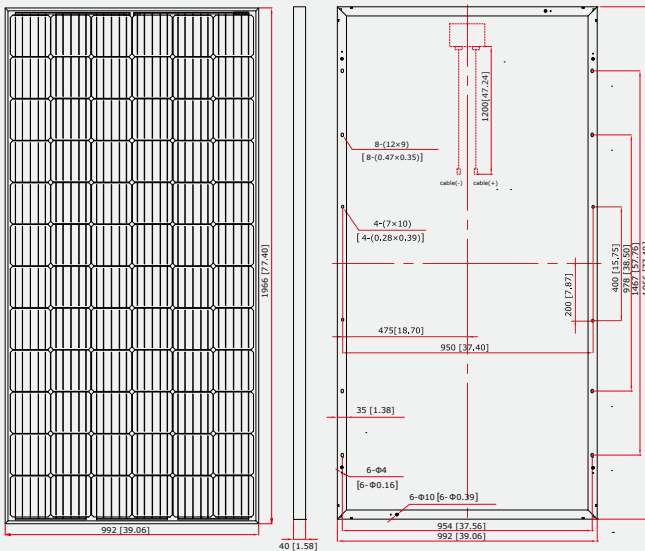
TEMPERATURE COEFFICIENT

Temp. Coeff. of Isc (TK Isc)	0.05% /°C
Temp. Coeff. of Voc (TK Voc)	-0.30% /°C
Temp. Coeff. of Pmax (TK Pmax)	-0.42% /°C

PACKING MANNER

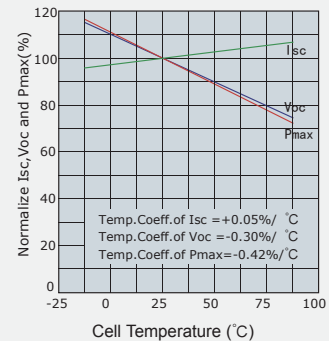
Container	40' HQ
Pieces per Pallet	27
Pieces per Container	708

PHYSICAL CHARACTERISTICS Unit:mm (inch)

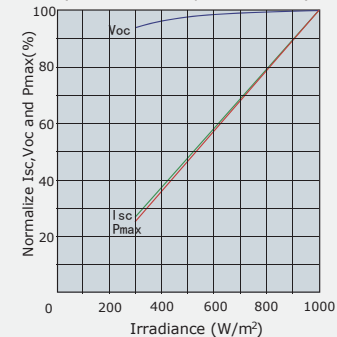


ELECTRICAL CHARACTERISTICS

Temperature Dependence of Isc, Voc and Pmax



Irradiance Dependence of Isc, Voc and Pmax (AM1.5, Cell Temperature 25°C)



Note: the specifications are obtained under the Standard Test Conditions (STCs): 1000 W/m² solar irradiance, 1.5 Air Mass, and cell temperature of 25°C. The NOCT is obtained under the Test Conditions: 800 W/m², 20°C ambient temperature, 1m/s wind speed, AM 1.5 spectrum.

Please contact support@etsolar.com for technical support. The actual transactions will be subject to the contracts. This parameters is for reference only and it is not a part of the contracts. The specifications are subject to change without prior notice.