

SN 72-Cell 1,000V

Monocrystalline PV Module

SN350M-10 SN355M-10 SN360M-10 SN365M-10



350 ~ 365 Watt

Continuously manufacturing PV modules since 1991, S-Energy is one of the most experienced module makers in the industry. More than 20 years of operating data support S-Energy's reputation as the best overall quality, performance, and value for solar investors. The cutting-edge SN-series leads the industry again in advanced design, construction, and performance. The SN-series is the ideal module for any system size in any given environment. With the quality to last the lifetime of the PV system, S-Energy's SN-series provides the confidence and assurance to each and every one of our customers.



Features



HAIL IMPACT TEST

30.7m/s speed ball
(IEC Standards: 23m/s)



MECHANICAL LOAD

5,400 Pa (551kg/m²)
(IEC Standards: 245kg/m²)



POWER ADVANTAGE

25-year, linear power warranty
> 97.5% nominal power during 1st year
Positive tolerance up to +5W



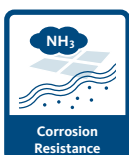
PID RESISTANCE

Enhanced potential induced degradation



FIRE SAFETY

UL1703 Fire Classification : Type 1, Type 2



ENVIRONMENT RESISTANCE

Suitable for extreme conditions
Resistant to high salt mist and ammonia
(certified by TÜV Rheinland)

Qualifications & Certifications

IEC 61215 & 61730, UL 1703, ISO 9001,
ISO 14001, OHSAS 18001, WEEE



Mechanical Characteristics

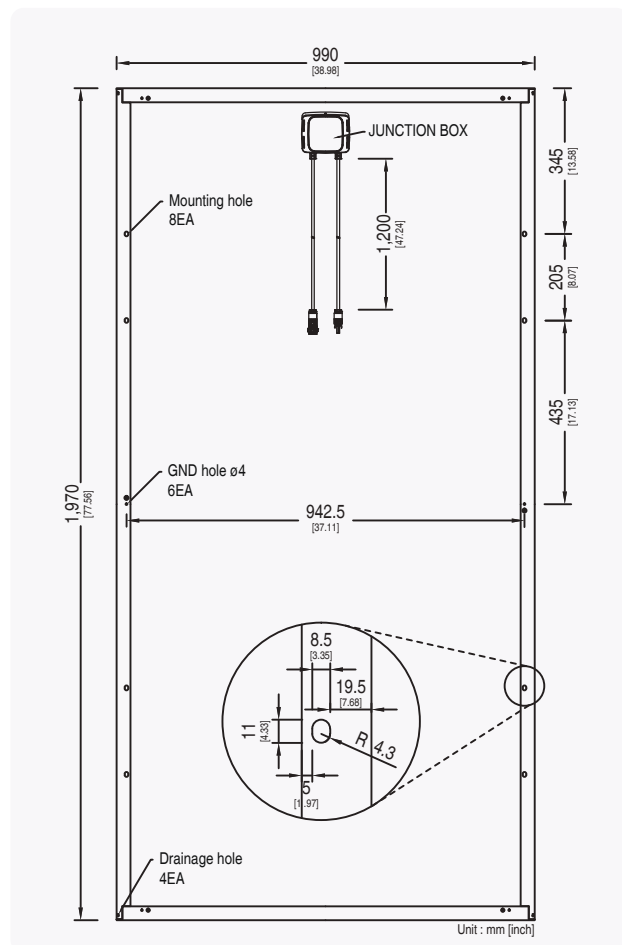
Solar Cells	Monocrystalline 156 x 156mm (6 inches)
Number of Cells	72 Cells, 6 x 12matrix
Dimensions	1,970 x 990 x 40mm
Weight	23kg (50.71 lbs)
Front Glass	High-Transmittance Low Iron Tempered Glass
Frame	Anodized Aluminum Frame (Black)
Output Cables	PV Wire (PV1-F), 12AWG (4mm ²), Cable Length : 1,200mm
Connectors	MC4 Connectable

Warranty

Product Warranty	10-year Limited Product Warranty
Performance Warranty	Minimum Power Output for Year 1 : 97.5%
	Maximum Power Decline from Year 2 to 24 : 0.7%
	Power Output at year 25 : 80.7%

Electrical Characteristics

STC (Irradiance 1,000W/m ² , module temperature 25°C, AM=1.5)	SN350M-10	SN355M-10	SN360M-10	SN365M-10
Rated Power (P _{max})	350W	355W	360W	365W
Voltage at P _{max} (V _{mp})	38.3V	38.7V	39.1V	39.4V
Current at P _{max} (I _{mp})	9.14A	9.18A	9.21A	9.25A
Warranted Minimum P _{max}	350W	355W	360W	365W
Short-Circuit Current (I _{sc})	9.68A	9.71A	9.72A	9.74A
Open-Circuit Voltage (V _{oc})	46.7V	46.8V	47.0V	47.2V
Module Efficiency	17.9%	18.2%	18.5%	18.7%
Operating Module Temperature	-40°C to + 85°C			
Maximum System Voltage	1,000V(UL) / 1,000V(IEC)			
Maximum Series Fuse Rating	20A			
Maximum Reverse Current	20.25A			
Power Tolerance	0 ~ +5W			

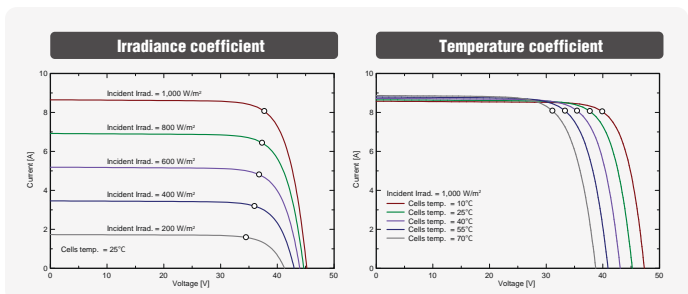


Temperature Characteristics

Temperature coefficient of I _{sc}	0.046 % / °C
Temperature coefficient of V _{oc}	-0.282 % / °C
Temperature coefficient of power	-0.394 % / °C
NOCT (T _{air} 20°C ; Irradiance 800W/m ² ; Wind 1m/s)	45±2 °C

Packing Configuration

Container	40' H/C
Modules Per Pallet	25pcs
Pallets Per Container	22pallets
Modules Per Container	550pcs



Remarks :

P_{max} measurement tolerance : ±2.5%
 S-Energy uses triple AAA class simulator.
 Specification subject to change without prior notice. S-Energy reserves the rights of final interpretation.
 Document : SN 72cell(350-365)_4BB_UL/TUV_1000_EN_2017.11

S-Energy Co., Ltd.

3rd Fl., Miraeasset Tower, 20, Pangyoyeok-ro 241beon-gil, Bundang-gu, Seongnam-si, Gyeonggi-do, KOREA, 13494
 Tel. +82-70-4339-7100 Fax. +82-70-4339-7199 E-mail. inquiry@s-energy.com

SEAI America, Inc.
 (d.b.a. S-Energy America)

20 Corporate Park, Suite 190, Irvine, CA 92606, U.S.A.
 Tel. +1-949-281-7897 Fax. +1-949-281-7893 E-mail. sales.us@s-energy.com

S-Energy Japan Co., Ltd.

1-6-9, Koujimachi, Chiyoda-ku, Tokyo, DIK Koujimachi building 3F-A, Japan
 Tel. +81-3-6261-3759 Fax. +81-3-6261-3769 E-mail. toru.yasuda@s-energy.com